









































4. [Grades](#)
5. Grade administration
6. [User report](#)

Grade report

User report - Peter Van Osta

Grade item	Grade	Percentage	Letter grade
SNOMED CT for Data Analysts			
 Comparing the Features of SNOMED CT and ICD	100.00 %	100.00 %	A+
 Introduction to SNOMED CT and ICD	100.00 %	100.00 %	A+
 Data Analysis with SNOMED CT and ICD	100.00 %	100.00 %	A+
 Observable Entity Overview	100.00 %	100.00 %	A+
 Machine Readable Concept Model (MRCM)	100.00 %	100.00 %	A+
 Data Analysis with SNOMED CT and ICD	100.00 %	100.00 %	A+
 Controlled Vocabularies And Representing Clinical Meaning	100.00 %	100.00 %	A+
 Why Clinical Terminology Matters	100.00 %	100.00 %	A+
 Reference Set Overview	100.00 %	100.00 %	A+
 Qualifier Value Hierarchy	100.00 %	100.00 %	A+
 Exploring Content	100.00 %	100.00 %	A+
 Mapping Introduction	100.00 %	100.00 %	A+
 Introduction to SNOMED CT for Data Analysts	100.00 %	100.00 %	A+

Grade item	Grade	Percentage	Letter grade
 <u>Introduction To Content Components</u>	100.00 %	100.00 %	A+
 <u>SNOMED CT Logical Design</u>	100.00 %	100.00 %	A+
 <u>Reference Set Definitions</u>	100.00 %	100.00 %	A+
 <u>Subset Creation Distribution And Use</u>	100.00 %	100.00 %	A+
 <u>Description Logic - Application</u>	100.00 %	100.00 %	A+
 <u>Introduction to Terminology Binding</u>	100.00 %	100.00 %	A+
 <u>Data Analytics Techniques</u>	100.00 %	100.00 %	A+
 <u>Data Analytics Application</u>	100.00 %	100.00 %	A+
 <u>Implementation Examples</u>	100.00 %	100.00 %	A+
 <u>Mapping - Basics</u>	100.00 %	100.00 %	A+
 <u>Implementing Expressions</u>	100.00 %	100.00 %	A+
 <u>Terminology Binding Principles and Examples</u>	100.00 %	100.00 %	A+
 <u>Description Logic - Advanced Features</u>	100.00 %	100.00 %	A+
 <u>How to Query Patient Data using SNOMED CT</u>	100.00 %	100.00 %	A+
 <u>Content Hierarchy Introduction</u>	100.00 %	100.00 %	A+
 <u>Concept Model Overview</u>	100.00 %	100.00 %	A+
 <u>Analytics Case Studies</u>	100.00 %	100.00 %	A+

Grade item	Grade	Percentage	Letter grade
 Mapping - To ICD10	100.00 %	100.00 %	A+
 Mapping - LOINC	100.00 %	100.00 %	A+
 Implementing Expression Constraints	100.00 %	100.00 %	A+
 Expression Constraint Examples	100.00 %	100.00 %	A+
 Clinical Finding Hierarchy (for implementers)	100.00 %	100.00 %	A+
 Procedure Hierarchy (for implementers)	100.00 %	100.00 %	A+
 Situation with Explicit Context Hierarchy (for implementers)	100.00 %	100.00 %	A+
 Product Substance And Physical Object Hierarchies (for implementers)	100.00 %	100.00 %	A+
 Body Structure Hierarchy (for implementers)	100.00 %	100.00 %	A+
 Miscellaneous Hierarchies (for implementers)	100.00 %	100.00 %	A+
Σ Course total Include empty grades.	100.00 %	100.00 %	A+

[Data Analysts](#)

[Grades](#)

=

[Introduction](#)

[SNOMED CT Features](#)

[SNOMED CT Content](#)

[Analytics](#)

[Practical Exercise](#)